



U.S. Department  
of Transportation  
Federal Aviation  
Administration

## MAJOR REPAIR AND ALTERATION (Airframe, Powerplant, Propeller, or Appliance)

Form Approved  
OMB No. 2120-0020

For FAA Use Only

Office Identification

WP-27 MB

**INSTRUCTIONS:** Print or type all entries. See FAR 43.9, FAR 43 Appendix B, and AC 43.9-1 (or subsequent revision thereof) for instructions and disposition of this form. This report is required by law (49 U.S.C. 1421). Failure to report can result in a civil penalty not to exceed \$1,000 for each such violation (Section 901 Federal Aviation Act of 1958).

<b>1. Aircraft</b>	Make <b>Republic</b>	Model <b>RC-3</b>
	Serial No. <b>1000</b>	Nationality and Registration Mark <b>N5166B</b>
<b>2. Owner</b>	Name (As shown on registration certificate)	Address (As shown on registration certificate)
	<b>Davey Darrell L Davey Deborah A</b>	<b>6613 Santa Rosa Rd Camarillo Ca 93012-5672</b>

**3. For FAA Use Only**

Tail Wheel

The data identified herein complies with the applicable airworthiness requirements and is approved for the above described aircraft, subject to conformity inspection by a person authorized in FAR 43, Section 43.7

20 Sep 99

DATE                      SIGNATURE                      OAR-FSDO

**4. Unit Identification**

**5. Type**

Unit	Make	Model	Serial No.	Repair	Alteration
AIRFRAME	~~~~~ (As described in Item 1 above) ~~~~~				<input checked="" type="checkbox"/>
POWERPLANT					
PROPELLER					
APPLIANCE	Type				
	Manufacturer				

**6. Conformity Statement**

<b>A. Agency's Name and Address</b>	<b>B. Kind of Agency</b>	<b>C. Certificate No.</b>
<b>Kenneth L. Thompson PO Box 411 Vineburg, Ca. 95487</b>	<input checked="" type="checkbox"/> U.S. Certificated Mechanic	<b>545767051</b>
	<input type="checkbox"/> Foreign Certificated Mechanic	
	<input type="checkbox"/> Certificated Repair Station	
	<input type="checkbox"/> Manufacturer	

**D. I certify that the repair and/or alteration made to the unit(s) identified in item 4 above and described on the reverse or attachments hereto have been made in accordance with the requirements of Part 43 of the U.S. Federal Aviation Regulations and that the information furnished herein is true and correct to the best of my knowledge.**

Date <b>9-20-99</b>	Signature of Authorized Individual <i>Kenn Thompson</i>
------------------------	--

**7. Approval for Return To Service**

Pursuant to the authority given persons specified below, the unit identified in item 4 was inspected in the manner prescribed by the Administrator of the Federal Aviation Administration and is  APPROVED  REJECTED

<b>BY</b>	FAA Fit. Standards Inspector	Manufacturer	<input checked="" type="checkbox"/> Inspection Authorization	Other (Specify)
	FAA Designee	Repair Station	Person Approved by Transport Canada Airworthiness Group	
Date of Approval or Rejection <b>9-20-99</b>		Certificate or Designation No. <b>552273581</b>	Signature of Authorized Individual <i>Douglas P. Smith</i>	

## NOTICE

Weight and balance or operating limitation changes shall be entered in the appropriate aircraft record. An alteration must be compatible with all previous alterations to assure continued conformity with the applicable airworthiness requirements.

### 8. Description of Work Accomplished

(If more space is required, attach additional sheets. Identify with aircraft nationality and registration mark and date work completed.)

Republic RC-3      N5166B      Ser.# 1000

2. Description: Modified tailwheel locking system by replacing operating handle with North American T-6 cowl flap operating lever, part# unk. Operating handle is mounted to extruded 6061 T6 1/8" thick aluminum angle that is riveted to cabin floor between pilots seats and secured with 2 AN526C-1032 screws and NAS679-A3W nuts. Control cable is secured to handle with AN3 drilled bolt and MS21042-3 nut. Tailwheel lock is unaltered. Handle has positive detents for free and lock position. All work done in accordance with AC 43.13 2A, ch.8, sec.2, para. 132.
3. Control, operation information: Placard near handle
4. Servicing information: None
5. Maintenance instructions: Must be inspected annually in accordance with FAR 43 appendix D and FAR part 91.
6. Trouble shooting information: N/A
7. Removal and replacement information: None
8. Diagrams: None
9. Special inspection requirements: None
10. Application of protective treatments: None
11. Data: None
12. List of special tools: None
13. For commuter category aircraft: N/A
14. Recommended overhaul periods: No additional overhaul time limitations
15. Airworthiness limitation section: No additional airworthiness limitations
16. Revision: A letter will be submitted to the local FSDO with a copy of the revised FAA form 337


Pg.1 of 2

Additional Sheets Are Attached




RC-3 N5166B S/N 1000


# Tailwheel Lock Release Handle



Detail of Handle Assembly Mounting



Detail of Handle Assembly Mounting and Cable Attachment



Tailwheel Locking Lever Mounted Between Pilots Seats

9-20-99